

New Beginnings

A Student's Guide to Navigating



GALWAY 

EDUCATE TOGETHER SECONDARY SCHOOL

新的开始

学生导航指南



GALWAY 

EDUCATE TOGETHER SECONDARY SCHOOL

Contents



- **Welcome to GETSS**
- **The School Day** - Timetables, Lunches/Break Time, Clubs, Attendance/Punctuality
- **Finding your way** - maps, classroom layout, toilets, school transport
- **In School Supports** - Teacher pictures and names, learning support
- **Your Learning** - Tutor, Core Subjects, Short Courses, Option Subjects (Taster Programme)
- **Getting Organised** - your bag, your locker, my pencil case, subject specific requirements
- **Home Learning** - learning symbols, journal, iPad/app symbols
- **Looking after our school** - Recycling, single use plastics
- **Student Voice**
- **Houses**
- **What do I do if...?**
- **How to prepare for secondary school over the summer holidays**
- **Tips from our current students**



内容



欢迎来到 GETSS

学校日常安排——时间表、午餐/课间休息时间、社团活动、出勤/准时

找到方向——地图、教室布局、厕所、校车

学校支持——教师照片和姓名、学习支持

- 您的学习——辅导、核心科目、短期课程、选修科目（体验课程）

整理物品——你的书包、你的储物柜、我的铅笔盒、各科目的具体要求

家庭学习——学习符号、日志、iPad/应用程序符号

关爱我们的学校——回收利用一次性塑料制品

学生之声

房屋

如果……我该怎么办？

如何利用暑假为中学生活做好准备

来自我们现有学生的建议



Welcome

This is a very exciting and busy time as you start on the newest chapter of your life. The information in this booklet should help you to manage your transition into post primary school. Starting secondary school might not always be easy, but it will be such a worthwhile and important time of growth and development in your life. Learn as much as you can, work hard, and try your very best to enjoy every moment.

This is a **'Transition booklet'** and you can use it both at school and at home. It will hopefully explain a lot about secondary school and answer some of your questions as well as help to prepare you for all the exciting changes ahead.



Welcome

人生新篇章即将开启，这将是一段既激动人心又忙碌的时光。这本小册子中的信息将帮助你顺利过渡到中学阶段。初入中学或许并非一帆风顺，但这将是你人生中一段意义非凡、充满成长和发展的时期。尽可能多地学习，努力钻研，并尽情享受每一刻。

这是一本“过渡手册”，你可以在学校和家里使用。它能帮助你了解中学生活，解答你的一些疑问，并帮助你为即将到来的激动人心的变化做好准备。



The School Day



Our school day at Galway Educate Together Secondary School starts at 8.30am. On **Mondays** and **Wednesdays** we finish at 3.40pm. On **Tuesday**, **Thursday** and **Friday**, school finishes at 2.30pm. Each class lasts for 1 hour, except for tutor which is 15 minutes each morning. We take a **15 minute break** at 10.45am and a longer **lunch break** at 1pm for 30 minutes. You will have a slightly longer lunchtime of 40 minutes on a **Monday** and **Wednesday**.

Duration	Monday	Tuesday	Wednesday	Thursday	Friday
15 mins	Tutor	Tutor	Tutor	Tutor	Tutor
1 hour	Class 1	Class 1	Class 1	Class 1	Class 1
1 hour	Class 2	Class 2	Class 2	Class 2	Class 2
15 mins	Break	Break	Break	Break	Break
1 hour	Class 3	Class 3	Class 3	Class 3	Class 3
1 hour	Class 4	Class 4	Class 4	Class 4	Class 4
30/40 mins	Lunch (40 mins)	Lunch (30 mins)	Lunch (40 mins)	Lunch (30 mins)	Lunch (30 mins)
1 hour	Class 5	Class 5	Class 5	Class 5	Class 5
1 hour	Class 6	Clubs	Class 6	Clubs	

上学日



在戈尔韦教育合作中学，我们的上课时间从早上8:30开始。周一和周三下午3:40放学。周二、周四和周五下午2:30放学。每节课持续1小时，辅导课每天上午15分钟。上午10:45有15分钟的课间休息，下午1点有30分钟的午休时间。周一和周三的午休时间稍长一些，为40分钟。

Duration	Monday	Tuesday	Wednesday	Thursday	Friday
15 mins	Tutor	Tutor	Tutor	Tutor	Tutor
1 hour	Class 1	Class 1	Class 1	Class 1	Class 1
1 hour	Class 2	Class 2	Class 2	Class 2	Class 2
15 mins	Break	Break	Break	Break	Break
1 hour	Class 3	Class 3	Class 3	Class 3	Class 3
1 hour	Class 4	Class 4	Class 4	Class 4	Class 4
30/40 mins	Lunch (40 mins)	Lunch (30 mins)	Lunch (40 mins)	Lunch (30 mins)	Lunch (30 mins)
1 hour	Class 5	Class 5	Class 5	Class 5	Class 5
1 hour	Class 6	Clubs	Class 6	Clubs	

The School Day

Your Timetable



Your Timetable

One of the first pieces of information you will be given in September will be your timetable. It can look a little confusing in the beginning, but that is because it contains a lot of useful information; once you understand it, it will be easier to read.

Your timetable is very important because it not only tells you which lessons you will have that day but it also gives you a clue about the equipment you will need to pack in your bag the night before. It also tells you what time each lesson starts and finishes and in which room they will take place. If you haven't got a watch yet, it might be a good idea to buy one to practice telling the time and getting to places on time. There will be a clock in every classroom if you don't have a watch.



Stick a copy of your timetable on your bedroom wall at home as well as in your locker and journal at school. This will help you to be more organised.

上学日

您的时间表



您的时间表

九月份你最先收到的信息之一就是你的课程表。一开始可能会觉得有点复杂，但那是因为它包含了很多有用的信息；一旦你理解了，阅读起来就会容易得多。

你的课程表非常重要，因为它不仅告诉你当天有哪些课程，还能让你提前知道前一天晚上需要把哪些学习用品装进书包。课程表上还会告诉你每节课的开始和结束时间，以及上课的教室。如果你还没有手表，最好买一块来练习看时间，这样可以让你准时到达各个教室。如果你没有手表，每个教室里都会有钟表。

QUICK TIPS

把你的课程表复印一份贴在家里卧室的墙上，也贴在学校储物柜和笔记本里。这有助于你更好地安排时间。

The School Day

Your Timetable



Usually the timetable will also let you know which teacher you will have for each subject. Instead of just one teacher, you're going to have to get used to five or more different people being in charge of your class! Often, the timetable will have the teacher's name under the name of the lesson or room number. You can see where your teacher's name would usually be found in the sample timetable above, written in green.

You will probably have 5 or 6 different subjects every day and some will be in special rooms. For example, Science will take place in the lab and Art will take place in the Art Room. You can see where the room name/number for each subject would usually be found in the sample timetable above, written in purple.

Following the timetable will help you to stay organised.

上学日

您的时间表



通常，课程表还会标明每门课的任课老师。你不仅要适应一位老师，还要习惯五位甚至更多老师轮流教你的课！课程表上通常会在课程名称或教室编号下方标明老师的名字。你可以在上面的示例课程表中看到老师的名字，它以绿色字体标出。

你每天可能会有五六门不同的课程，有些课程会在专门的教室进行。例如，科学课会在实验室进行，艺术课会在美术教室进行。你可以在上面的示例课表中找到每门课程的教室名称/编号，它们以紫色字体标出。

按照时间表行事有助于你保持条理清晰。

The School Day

Your Timetable



Below is a picture of what your timetable might look like:

	Tutor	1	2		3	4		5	6
Monday	8.30 – 8.45	8.45- 9.45	9.45- 10.45	15 min BREAK (10.45- 11.00)	11.00- 12.00	12.00- 13.00	LUNCH (13.00- 13.30/13.40)	13.40- 14.40	14.40- 15.40
	TUTOR	SUBJECT ROOM NO. TEACHER	SUBJECT ROOM NO. TEACHER		SUBJECT ROOM NO. TEACHER	SUBJECT ROOM NO. TEACHER		SUBJECT ROOM NO. TEACHER	SUBJECT ROOM NO. TEACHER
Tuesday	8.30 – 8.45	8.45- 9.45	9.45- 10.45		SUBJECT ROOM NO. TEACHER	12.00- 13.00		13.30- 14.30	
	TUTOR	SUBJECT ROOM NO. TEACHER	SUBJECT ROOM NO. TEACHER		SUBJECT ROOM NO. TEACHER	SUBJECT ROOM NO. TEACHER		SUBJECT ROOM NO. TEACHER	
Wednesday	8.30 – 8.45	8.45- 9.45	9.45- 10.45		SUBJECT ROOM NO. TEACHER	12.00- 13.00		13.40- 14.40	14.40 - 15.40
	TUTOR	SUBJECT ROOM NO. TEACHER	SUBJECT ROOM NO. TEACHER	SUBJECT ROOM NO. TEACHER	SUBJECT ROOM NO. TEACHER	SUBJECT ROOM NO. TEACHER	SUBJECT ROOM NO. TEACHER		
Thursday	8.30 – 8.45	8.45- 9.45	9.45- 10.45	SUBJECT ROOM NO. TEACHER	12.00- 13.00	13.30- 14.30			
	TUTOR	SUBJECT ROOM NO. TEACHER	SUBJECT ROOM NO. TEACHER	SUBJECT ROOM NO. TEACHER	SUBJECT ROOM NO. TEACHER	SUBJECT ROOM NO. TEACHER			
Friday	8.30 – 8.45	8.45- 9.45	9.45- 10.45	SUBJECT ROOM NO. TEACHER	12.00- 13.00	13.30- 14.30			
	TUTOR	SUBJECT ROOM NO. TEACHER	SUBJECT ROOM NO. TEACHER	SUBJECT ROOM NO. TEACHER	SUBJECT ROOM NO. TEACHER	SUBJECT TEACHER ROOM			

上学日

您的时间表



下图展示了您的课程表可能的样子：

	Tutor	1	2		3	4		5	6
									
Monday	8.30 – 8.45 TUTOR	8.45- 9.45 SUBJECT ROOM NO. TEACHER	9.45- 10.45 SUBJECT ROOM NO. TEACHER	15 min BREAK (10.45- 11.00)	11.00- 12.00 SUBJECT ROOM NO. TEACHER	12.00- 13.00 SUBJECT ROOM NO. TEACHER	LUNCH (13.00- 13.30/13.40)	13.40- 14.40 SUBJECT ROOM NO. TEACHER	14.40- 15.40 SUBJECT ROOM NO. TEACHER
Tuesday	8.30 – 8.45 TUTOR	8.45- 9.45 SUBJECT ROOM NO. TEACHER	9.45- 10.45 SUBJECT ROOM NO. TEACHER		11.00- 12.00 SUBJECT ROOM NO. TEACHER	12.00- 13.00 SUBJECT ROOM NO. TEACHER		13.30- 14.30 SUBJECT ROOM NO. TEACHER	
Wednesday	8.30 – 8.45 TUTOR	8.45- 9.45 SUBJECT ROOM NO. TEACHER	9.45- 10.45 SUBJECT ROOM NO. TEACHER		11.00- 12.00 SUBJECT ROOM NO. TEACHER	12.00- 13.00 SUBJECT ROOM NO. TEACHER		13.40- 14.40 SUBJECT ROOM NO. TEACHER	14.40 - 15.40 SUBJECT ROOM NO. TEACHER
Thursday	8.30 – 8.45 TUTOR	8.45- 9.45 SUBJECT ROOM NO. TEACHER	9.45- 10.45 SUBJECT ROOM NO. TEACHER		11.00- 12.00 SUBJECT ROOM NO. TEACHER	12.00- 13.00 SUBJECT ROOM NO. TEACHER		13.30- 14.30 SUBJECT ROOM NO. TEACHER	
Friday	8.30 – 8.45 TUTOR	8.45- 9.45 SUBJECT ROOM NO. TEACHER	9.45- 10.45 SUBJECT ROOM NO. TEACHER		11.00- 12.00 SUBJECT ROOM NO. TEACHER	12.00- 13.00 SUBJECT ROOM NO. TEACHER		13.30- 14.30 SUBJECT TEACHER ROOM	

The School Day

Clubs



Clubs

Extra-curricular clubs are an extremely important part of our community here at Galway Educate Together Secondary School. Getting involved in school activities outside of regular class is not essential, but it can make settling into your school a lot more fun. It is a great way to meet other students who have similar interests and it is an easy way to try new things. You will be given the chance to suggest clubs that you would like to see running in the school through our student voice program. You will then have the option to attend the club of your choice.

Most clubs run on a Tuesday and Thursday after school for an hour but there are some clubs running at lunchtimes during the week also. It's a great way to get to know other students while having fun.

上学日

俱乐部



俱乐部

在戈尔韦教育合作中学，课外俱乐部是我们社区中极其重要的一部分。参与课外活动并非强制要求，但它能让你更好地融入校园生活。这是结识志同道合的同学的绝佳途径，也是尝试新鲜事物的轻松方式。通过我们的学生意见征集项目，你可以提出你希望在学校开设的俱乐部建议。之后，你可以选择加入你心仪的俱乐部。

大多数社团活动安排在周二和周四放学后，持续一小时，但也有一些社团在工作日的午餐时间活动。这是结识其他同学并享受乐趣的好方法。

The School Day

Clubs



Below is a list of the clubs that are running in our school currently

Tuesday After School Clubs 2.30 – 3.30pm

Home Learning Club LS1	Musical Rehearsals and Set work- Back to the 80's	Debating Club with Rowie and Elana LS5	Boys Basketball Training – Meet at Sports Hall - Martin	Coding/Robotics/Minecraft Club With Peadar in Tech room	Soccer Training – meet at Sports Hall – Gary, Laura
------------------------	---	--	---	---	---

Thursday After School Clubs 2.30 – 3.30pm

Home Learning Club LS1	Musical Rehearsals and Set work- Back to the 80's	Arts and Crafts Club with Donna and Paula – Home Ec Room	Dungeons & Dragons Club with Matthew in LS6	Girls Basketball – Rowie and Leanne Volleyball – James and Hazel Tabletennis - Evan	Science Club – James – Blue Lab Yoga - Gabrielle
------------------------	---	--	---	---	---

Lunchtime Clubs

1. Each lunchtime – Games Club & Chess Club LS8 with Matthew/ Library LS9
2. Monday – Lego League with Evan and James in the Tech Room, School Magazine Club – With Esther and Orlaith in LS2, Green Team with Clodagh in LS4
3. Wednesday – Languages Club with Karin LS1
4. 1st Year Buddy Lunchtime with Ann Marie & Katriona – details to be confirmed
5. Pride Club with Richard – day to be confirmed
6. Lunchtime Walking Club with Katriona/Ann Marie – Tues/Wed/Thurs 1.10

Registers will be taken by teachers at each session. School bus will leave school at 2.30pm so you will need to arrange another way home if staying for a club.

Meeting point for all Sports clubs is in Sports Hall.

No clubs on days when there is a Staff meeting or Parent/Teacher/Student Meeting or School event

上学日

俱乐部



以下是目前我校正在运营的社团列表。

Tuesday After School Clubs 2.30 – 3.30pm

Home Learning Club LS1	Musical Rehearsals and Set work- Back to the 80's	Debating Club with Rowie and Elana LS5	Boys Basketball Training – Meet at Sports Hall - Martin	Coding/Robotics/Minecraft Club With Peadar in Tech room	Soccer Training – meet at Sports Hall – Gary, Laura
------------------------	---	--	---	---	---

Thursday After School Clubs 2.30 – 3.30pm

Home Learning Club LS1	Musical Rehearsals and Set work- Back to the 80's	Arts and Crafts Club with Donna and Paula – Home Ec Room	Dungeons & Dragons Club with Matthew in LS6	Girls Basketball – Rowie and Leanne Volleyball – James and Hazel Tabletennis - Evan	Science Club – James – Blue Lab Yoga - Gabrielle
------------------------	---	--	---	---	---

Lunchtime Clubs

1. Each lunchtime – Games Club & Chess Club LS8 with Matthew/ Library LS9
2. Monday – Lego League with Evan and James in the Tech Room, School Magazine Club – With Esther and Orlaith in LS2, Green Team with Clodagh in LS4
3. Wednesday – Languages Club with Karin LS1
4. 1st Year Buddy Lunchtime with Ann Marie & Katriona – details to be confirmed
5. Pride Club with Richard – day to be confirmed
6. Lunchtime Walking Club with Katriona/Ann Marie – Tues/Wed/Thurs 1.10

Registers will be taken by teachers at each session. School bus will leave school at 2.30pm so you will need to arrange another way home if staying for a club.

Meeting point for all Sports clubs is in Sports Hall.

No clubs on days when there is a Staff meeting or Parent/Teacher/Student Meeting or School event

The School Day

Attendance and Punctuality



Just like in primary school, students need to attend school every day unless the absence is unavoidable. Coming to school every day promotes a positive environment for learning and personal development. It also enhances each student's ability to achieve their full potential. If you do miss a day, your parent/guardian must explain the absence using the school app.

Students also need to arrive to school and classes on time every day. In addition to being essential for the efficient running of the school, learning to be on time is an important life skill. Remember that at GETSS, there is no school bell to let you know when school or class has started or finished. The school opens at 8am and school begins at 8.30am. If you arrive after 8.30am you will need to sign in using the tablet in the office. The main door may be locked and you must then use the buzzer to get into the school. If you are going to be unavoidably late to school, your parent/guardian should let the school know using the school app.

Students are not allowed to leave the school grounds during school hours without permission. Any student who wishes to leave the school early must have permission granted by their parent/guardian in advance, via the school app. When the student leaves, they must sign out using the tablet in the office.

上学日

出勤率和准时性



就像小学一样，学生需要每天到校上课，除非缺勤是不可避免的。每天到校有助于营造积极的学习和个人发展环境，也能提升每个学生的潜能。如果学生缺勤，家长/监护人必须通过学校应用程序说明缺勤原因。

学生每天必须准时到校上课。准时不仅对学校高效运转至关重要，也是一项重要的生活技能。请记住，GETSS学校没有铃声提示上下课时间。学校早上8点开门，8点30分正式上课。如果您在8点30分之后到达，需要使用办公室的平板电脑签到。大门可能会上锁，届时您需要按门铃才能进入学校。如果您因故迟到，您的家长/监护人应使用学校应用程序通知学校。

学生未经许可不得在校期间离开校园。任何学生如需提前离校，必须事先通过学校应用程序获得家长/监护人的许可。学生离校时，必须在办公室使用平板电脑签退。

Finding Your Way



Most 6th class pupils feel a little nervous about going to a school which is different or bigger than their primary school. They might feel worried about getting lost, or being late for a lesson because they're not sure of where the room is. The first thing you need to know is that you will rarely go anywhere alone, most of your classes will be with the same people. For this reason, it is less likely that you will get lost.

Remember that if you are unsure of where you're going that you check the door to see what room number you are at, look at the school map or ask a teacher or another student for help.



QUICK TIPS

Before you leave your class, check your timetable to see where you are going to next. This will make it easier to find your way around.

找到方向



大多数六年级学生对于即将进入一所与小学不同或规模更大的学校会感到有些紧张。他们可能会担心迷路，或者因为不确定教室位置而迟到。首先你需要知道的是，你很少会独自一人去任何地方，大部分课程你都会和同样的同学一起上。因此，你迷路的可能性很小。

记住，如果你不确定自己要去哪里，请查看门上的房间号，查看学校地图，或者向老师或其他同学寻求帮助。



QUICK
TIPS

下课前，请查看你的课程表，看看下一站要去哪里。这样可以让你更容易找到路。

Finding Your Way

Our school is in Galway City Centre



Main Entrance



Yard



Sports Hall

找到方向

我们的学校位于戈尔韦市中心。



正门

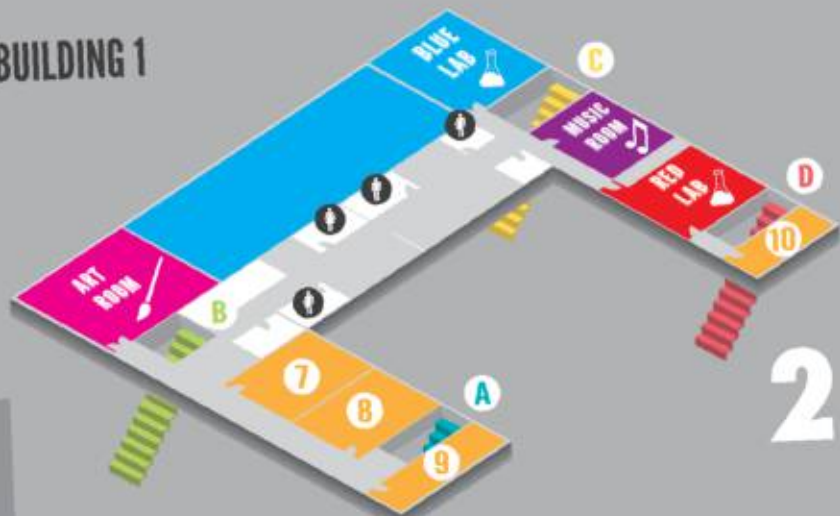


院子



体育馆

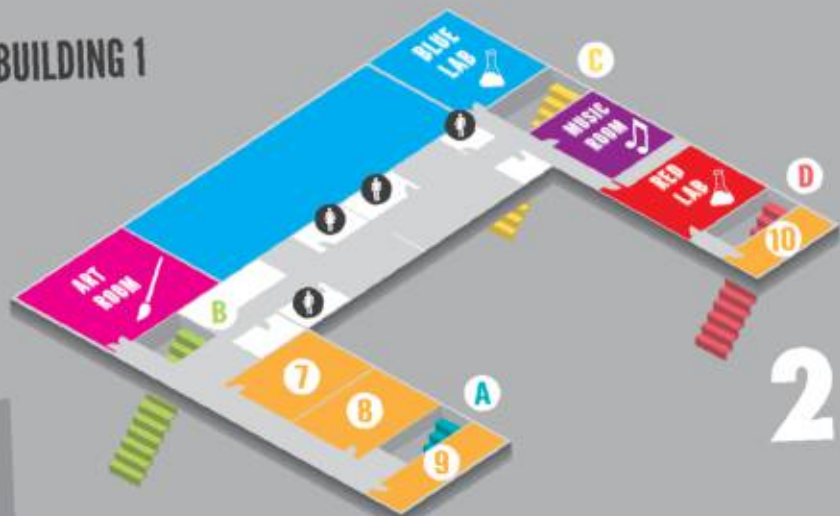
BUILDING 1




BUILDING 2



BUILDING 1



BUILDING 2



Finding Your Way

Classroom Layout



There are many classrooms in post primary schools and it is no different here at GETSS. We call our classrooms 'Learning Spaces' (or LS for short) which are numbered from 1-11 in the main building, and 12-15 in the building two. You will see signs on the classroom doors, like the one pictured below, letting you know which learning space number that room is.

We also have a Music room, Art room, Science lab, Home Economics room, Technology room, Computer Science room and Graphics room. The layout of these rooms looks a little bit different than the other learning spaces, as these subjects require more materials and equipment.

For each subject, students will be assigned a particular seat, as we follow seating plans here at GETSS. You will have a different seat in each learning space, which you will be assigned on your first week of school. Because you will move rooms for your option subjects, it means you will get to sit beside different people in different classes. This is a great way to get to know other students who may not be in your main class.



找到方向

教室布局



中学里有很多教室，GETSS也不例外。我们把教室称为“学习空间”（简称LS），主楼的教室编号为1-11，二楼的教室编号为12-15。您会在教室门上看到标识，如下图所示，上面标明了该教室对应的学习空间编号。

我们还有音乐教室、美术教室、科学实验室、家政教室、技术教室、计算机科学教室和图形教室。这些教室的布局与其他学习空间略有不同，因为这些学科需要更多的材料和设备。

根据GETSS的座位安排，每门课程都会为学生分配特定的座位。每个学习空间的座位都不同，您将在开学第一周被分配到不同的座位。由于选修课需要换教室，这意味着您将在不同的课堂上与不同的同学同桌。这是结识其他可能不在您主修班级的同学的好机会。



Finding Your Way


Classroom Layout



Tech room



Home Economics room



Science lab



Music room



Art room



找到方向

教室布局



技术室



科学实验室



家政教室



艺术教室



音乐室

Finding Your Way

Toilets



There are many different toilets to choose from around your new secondary school. In the main building, you will find boys' toilets and girls' toilet on the second floor. You will also find a girls' and boys' toilet in the new building.

These toilets will have the following symbols on the doors - one for girls, and one for boys



There are also gender-neutral bathrooms on the first floor of the main building and in the new building. Everyone can use these toilets. The symbol for these toilets will look like this:



It is important to always wash your hands after using the toilet. This helps to keep our school safe and hygienic. When drying your hands, you must ensure that the paper towels are put in the bin and not flushed down the toilet. You will see reminders of this on the paper towel dispensers to make sure you don't forget.

Whenever possible, try to use the bathroom before school starts and during the two break times. Leaving class during a lesson can interrupt your learning and distract others, so it is best to avoid it unless it is really necessary. If you do need to go to the bathroom during a lesson, please scan the QR code on the door before leaving the classroom.



找到方向

洗手间



你的新中学里有很多不同的厕所可供选择。在主楼里，二楼有男生厕所和女生厕所。新教学楼里也有男女厕所。

这些厕所的门上会标有

以下符号——一个用于女生，一个用于男生



主楼一楼和新楼内均设有无性别卫生间，所有人都可以使用。这些卫生间的标志如下所示：



如厕后务必洗手。这有助于保持校园的安全和卫生。擦手后，请务必将纸巾丢入垃圾桶，切勿冲入马桶。纸巾架上会有相关提示，提醒您注意。

尽量在课前和两次课间休息时去洗手间。上课期间离开教室会打断你的学习，也会分散其他同学的注意力，所以除非万不得已，最好避免这样做。如果你确实需要在上课期间去洗手间，请在离开教室前扫描门上的二维码。



Finding Your Way

Transport



There are lots of ways of getting to school, whether it is by bus, car, bike or walking. You may decide that now you are in secondary school, you want to start arriving to school in a different way than you did in primary school. For example you might start cycling to school instead of being driven by someone else.

If you choose to cycle to school, we have bicycle racks where you can lock your bike securely in the morning. These are located in the car park near the door of the Sports Hall. Don't forget to bring your own bike lock and to wear a helmet!

Bus Eireann currently runs school buses from multiple locations to Galway Educate Together Secondary School. Application for a place on the school bus service occur through the Bus Eireann website each April. Contact Bus Eireann directly for more details. The school bus arrives at the school at 8am each morning. Public buses may also be an option.

找到方向

运输



上学的方式有很多种，比如坐公交车、开车、骑自行车或步行。你现在上了中学，可能会想尝试一种和小学时不同的上学方式。例如，你可能会开始骑自行车上学，而不是让别人开车送你。

如果您选择骑自行车上学，我们设有自行车停放架，您可以在早上将自行车安全地锁在那里。这些停放架位于体育馆门口附近的停车场。别忘了带上您自己的自行车锁，并佩戴头盔！

爱尔兰巴士公司 (Bus Éireann) 目前运营从多个地点到戈尔韦教育合作中学 (Galway Educate Together Secondary School) 的校车服务。学生可通过爱尔兰巴士公司网站申请乘坐校车，申请时间为每年四月。如需了解更多详情，请直接联系爱尔兰巴士公司。校车每天早上 8 点到达学校。学生也可选择乘坐公共巴士。

In School Supports



Secondary school is no different to primary school when it comes to asking for help, you just have more teachers to ask and this can be daunting. Questions are welcome by all teachers once they are asked in the right way.

We all go through a range of feelings and emotions in one day, this is perfectly normal. When a bad mood or anxious feeling lasts for a long period of time, speaking to your teachers, friends and/or family can be helpful.

Your school has a whole host of people who are trained to help and support you through whatever happens on your journey through post primary.

You can come to any of the staff, at any time, if you need help or would like to talk about something that is worrying you.

学校支持



中学和小学在寻求帮助方面并无不同，只是需要向更多老师请教，这可能会让人感到不知所措。只要提问方式得当，所有老师都欢迎学生提问。

我们一天中都会经历各种各样的感受和情绪，这完全正常。如果坏情绪或焦虑感持续很长时间，与老师、朋友和/或家人交谈可能会有所帮助。

你的学校有很多受过培训的人员，他们会在你中学毕业后的求学过程中为你提供各种帮助和支持。

如果您需要帮助或想谈谈让您担忧的事情，您可以随时找任何一位工作人员。

In School Supports



Here is a quick introduction to the friendly faces of the staff that we currently have here at GETSS:



Sarah



Sinéad



Ann-Marie



Clodagh



Ashleigh



Katriona



Aoife



Martina



Noreen



Tara



Neasa



John

学校支持



以下是我们GETSS现有员工的简要介绍:



莎拉



希妮德



安妮-玛丽



克洛达



阿什利



卡特里娜



艾奥菲



玛蒂娜



诺琳



塔拉



尼萨



约翰

In School Supports



Here is a quick introduction to the friendly faces of the staff that we currently have here at GETSS:



Michelle



Jill



Gary



Laura



Esther



Rosaline



Richard



Sharon



Clíodhna



Paula



Donna



Chloe

学校支持



以下是我们GETSS现有员工的简要介绍:



米歇尔



吉尔



加里



劳拉



以斯帖



罗莎琳



理查德



莎伦



克莱丹



宝拉



唐娜



克洛伊

In School Supports



Here is a quick introduction to the friendly faces of the staff that we currently have here at GETSS:



Leanne



Hazel



Evan



Sarah



Rowie



Angela



Martin



Fiona



Nicole



Tara



Niamh



Laura

学校支持



以下是我们GETSS现有员工的简要介绍:



莉安



榛



埃文



莎拉



沟



安吉拉



马丁



菲奥娜



妮可



塔拉



妮芙



劳拉

In School Supports



Here is a quick introduction to the friendly faces of the staff that we currently have here at GETSS:



Jade



LeighAnn



Eleanor



Nora



Lisa



James



Sarah



Jake



Peanut



Aoife



Scan the QR code to find out more about our team

学校支持



以下是我们GETSS现有员工的简要介绍:



出口



莉安



埃莉诺



诺拉



丽莎



詹姆斯



莎拉



杰克



花生



艾奥菲



扫描二维码了解更多
关于我们团队的信息

In School Supports



Year Heads

Year Heads are here to support you and help make school a positive place where everyone feels respected, included, and ready to learn. There is one for each year group.

What Year Heads Do

- Help create a year group where everyone feels respected, safe, and included
- Keep an eye on attendance, punctuality, behaviour, and how students are doing overall
- Support teachers in dealing with behaviour in a fair and consistent way
- Step in quickly if there are problems and help find solutions
- Talk to parents/guardians about how students are doing and how they can be supported
- Work with other staff to make sure students get the help they need
- Notice and celebrate when students do well, work hard, or show positive behaviour
- Keep records so students can be supported properly
- Encourage students to take responsibility for their actions and learn from mistakes



Clodagh



Laura



Chloe



Gary



Tara



Ann Marie

学校支持



年级主任

年级主任会为您提供支持，帮助学校营造积极向上的氛围，让每个人都感到被尊重、被包容，并乐于学习。每个年级都有一位年级主任。

年级主任做什么

帮助创建一个让每个人都感到受尊重、安全和包容的年级环境。

密切关注学生的出勤率、准时性、行为表现以及整体学习情况。

支持教师以公平一致的方式处理学生行为问题

如果出现问题，请迅速介入并帮助找到解决方案。

与家长/监护人沟通，了解学生的学习情况以及如何为他们提供支持。

与其他教职员工合作，确保学生获得所需的帮助。

当学生表现出色、努力学习或展现积极行为时，要留意并予以表扬。

保留记录以便更好地支持学生。

鼓励学生为自己的行为负责，并从错误中吸取教训。



克洛达



劳拉



克洛伊



加里



塔拉



安妮·玛丽

Your Learning Tutor



At the beginning of each day, all students attend tutor time at 8.30am for 15 minutes, before the first class. Tutor is important, as it is a set time with your class tutor where you can ask questions or discuss any issues or concerns you might have. You will have time to get organised for the week ahead on Mondays, and your tutor will also have different activities lined up such as mindfulness, literacy/numeracy activities, Global Citizen Education (GCE) activities. You will find out who your class tutor will be during your induction.



你的学习



导师

每天早上8:30，所有学生都要参加15分钟的辅导时间，之后才会上第一节课。辅导时间非常重要，因为这是与你的班主任固定的交流时间，你可以提出问题或讨论任何你遇到的问题或疑虑。每周一，你都可以利用这段时间为接下来的一周做好准备，你的班主任还会安排一些不同的活动，例如冥想练习、读写/计算练习以及全球公民教育（GCE）活动。你会在新生入学指导时得知你的班主任是谁。



Your Learning

Core Subjects



In Galway Educate Together Secondary School Students we have six core subjects which they are required to take:

English	Science
Gaelige	French/Spanish
Maths	History

All students will also take:

CSPE	Physical Education
SPHE	Ethical Education

Short Courses

All students at GETSS will also have the opportunity to experience other short courses. These may include: **Coding**, **Artistic Performance**, **Climate Action** and **Negotiated Learning**.

你的学习



核心科目

在戈尔韦教育合作中学，我们有六门核心科目是学生必须学习的：

英语

科学

爱尔兰

法语/西班牙语

所有学生还将学习：

数学

历史

CSPE

体育

SPHE

伦理教育

短期课程

GETSS的所有学生还将有机会体验其他短期课程。这些课程可能包括：编程、艺术表演、气候行动和协商式学习。

Your Learning Option Subjects



Taster Programme

In Galway Educate Together Secondary School all first year students will have the opportunity to sample each optional subject before selecting their optional subjects for the Junior Cycle. You do not need to make a decision about your option subjects until the Halloween break. Here is a brief description of the option subjects that may be available.


Applied Technology

It helps to develop your curiosity of the technological world while also helping you to build the skills you need to investigate and solve real-life problems.

Business Studies

It helps you to make more informed decisions in the everyday business of living. It gives you a better understanding of the world of work. It encourages you to think about how and why people start up in business and why you too might also consider starting a business.

你的学习



选项科目



密钥程序

在戈尔韦教育合作中学，所有一年级学生都有机会在选择初中阶段的选修科目之前，试听每门选修课。您无需在万圣节假期前决定选修科目。


以下是部分可选科目的简要介绍。

应用技术

它有助于培养你对科技世界的好奇心，同时也能帮助你培养调查和解决现实问题所需的技能。

商业研究

它能帮助你在日常生活中做出更明智的决定，让你更好地了解职场世界，并鼓励你思考人们创业的原因和方式，以及你为什么也可能考虑创业。



Your Learning Option Subjects



Geography

Helps you to develop the knowledge and skills you need to explore and understand the world around you. This is achieved through the study of three main areas:

- Exploring people, place and change
- Exploring the physical world
- Exploring how we interact with the physical world.



Graphics

Aims to:

- develop students' creativity, spatial ability, and capacity to reason and communicate ideas through engagement with abstract and applied geometric problem-solving activities
- encourage the development of the cognitive and practical dexterity skills associated with graphical communication
- instil an appreciation of the role of graphics in the world around them
- encourage the production of drawings that promotes the skills of communicating through graphics
- develop students' cognitive and practical skills associated with modelling and graphical communication



你的学习



选项科目

地理

帮助你培养探索 and 了解周围世界所需的知识和技能。这主要通过

学习以下三个领域来实现：

探索人、地点和变化

探索物质世界

探索我们如何与物理世界互动。



图形

旨在：

通过参与抽象和应用几何问题解决活动，培养学生的创造力、空间能力以及推理和交流思想的能力。

鼓励发展与图形交流相关的认知和实践技能。

培养对图形在周围世界中作用的欣赏。

鼓励创作能够提升图形沟通能力的绘画作品。

培养学生在建模和图形交流方面的认知和实践技能



Your Learning Option Subjects



Home Economics

Helps you to know how to be environmentally conscious and dedicated to a sustainable and responsible way of life through the exploration of three areas of learning:

- Responsible Family Living
- Food, Health & Culinary Skills
- Textiles & Craft

You will develop practical food and health literacy skills, creative design and textile skills whilst also becoming resourceful, innovative, adaptable, and competent consumers.

Music

Helps you to build upon self-expression, self-esteem and imagination through music. You will develop the knowledge, skills and understanding necessary to produce and engage with authentic and original music, that is both yours and the music of others. In doing so, you will develop the music literacy, critical skills and language necessary to engage with today's musical world.



你的学习



选项科目

家政学

通过探索三个学习领域，帮助你了解如何培养环保意识，并致力于可持续和负责任的生活方式：

负责任的家庭生活

食品、健康与烹饪技巧

纺织品和工艺品

你将培养实用的食品和健康素养技能、创意设计和纺织技能，同时成为足智多谋、勇于创新、适应力强且有能力的消费者。

音乐

通过音乐，帮助你提升自我表达能力、自尊心和想象力。你将掌握创作和欣赏原创音乐所需的知识、技能和理解力，这些音乐既包括你自己的作品，也包括他人的作品。在此过程中，你将培养音乐素养、批判性思维和音乐语言能力，从而更好地融入当今的音乐世界。

Your Learning Option Subjects



Visual Art

Through practical engagement in the areas of art, craft and design, you will develop self-confidence, inquisitiveness, imagination, and creativity. You will also develop authentic, real-world problem-solving skills and the capacity to work over time, as an individual and in groups, on the design and execution of artistic and aesthetic tasks. You will develop the knowledge, skills and understanding necessary to produce and to engage with authentic and original art, craft and design work. In so doing, you will begin to develop the visual literacy, critical skills and language necessary to engage with contemporary culture.



你的学习



选项科目

视觉艺术

通过参与艺术、工艺和设计领域的实践活动，你将培养自信心、求知欲、想象力和创造力。你还将培养解决实际问题的能力，以及独立或团队合作完成艺术和美学任务的能力。

你将培养创作和欣赏真实原创艺术、工艺和设计作品所需的知识、技能和理解力。在此过程中，你将开始培养理解当代文化所需的视觉素养、批判性思维和语言能力。



Your Learning Leaving Certificate



Core Subjects

English

Gaeilge

Mathematics

Language

Students continue their study of the language they chose for Junior Cycle

French

Spanish

Option Subjects

They can choose 3 subjects from the following Optional subjects

Biology	Chemistry	Physics
Home Economics	Art	Music
Geography	History	Business
Drama and Theatre Studies	LC Physical Education	Design & Communications Graphics (DCG)
Technology	Politics & Society	

These are subject to available resources and demand. All subjects cannot be guaranteed. Students also study Ethical Education, Physical Education, SPHE, Careers in Fifth and Sixth Year.

你的学习



毕业证书

核心科目

英语	爱尔兰	数学
----	-----	----

学生们继续学习他们在初中阶段选择的语言。

法语	西班牙语
----	------

他们可以从以下选修科目中选择3门。

生物学	化学	物理
家政学	艺术	音乐
地理	历史	商业
戏剧与剧场研究	LC体育	设计与传播图形 (DCG)
技术	政治与社会	和健康教育 (SPHE) 以及

Getting Organised!

Your Bag



In secondary school you will be using lots of different types of equipment for each class. The increase in the amount of materials you need for post primary school compared to primary school can feel overwhelming, but getting organised and feeling in control of all your new materials will help you feel more confident and settled.

Your Bag

Try to only carry around exactly what you need for each day. Where possible, leave everything else in your locker or at home. You will need to keep your pencil case, journal and iPad in your bag for every class in secondary school.

It is important to clean out your bag regularly as it is amazing what gets lost at the bottom of a messy school bag. It is a good idea to have an A4 zip folder for each subject so that you can keep all relevant copies and materials together in one section. Not only will this keep your bag tidy but it will also help you avoid losing things or getting your copies mixed up.

Label your bag by writing your name on it or attaching a key ring somewhere so that you can easily identify your bag.



开始整理!

你的包



中学阶段，每节课你都会用到很多不同的教学器材。相比小学，中学阶段所需的教材数量大幅增加，这可能会让你感到不知所措。但是，做好规划，掌控好所有新材料，会让你更加自信和从容。

你的包

尽量每天只携带必需品。如果可以，把其他东西都放在储物柜里或家里。中学每节课都需要把铅笔盒、笔记本和iPad放在书包里。

定期清理书包非常重要，因为你会惊讶地发现，杂乱的书包底部竟然藏着那么多东西。建议每个科目准备一个A4大小的拉链文件夹，把所有相关的资料 and 材料集中放在一起。这样不仅能让书包保持整洁，还能避免丢失物品或混淆资料。

在包上写上你的名字或者系上钥匙环，这样你就能轻松找到自己的包了。



Getting Organised! Your Locker

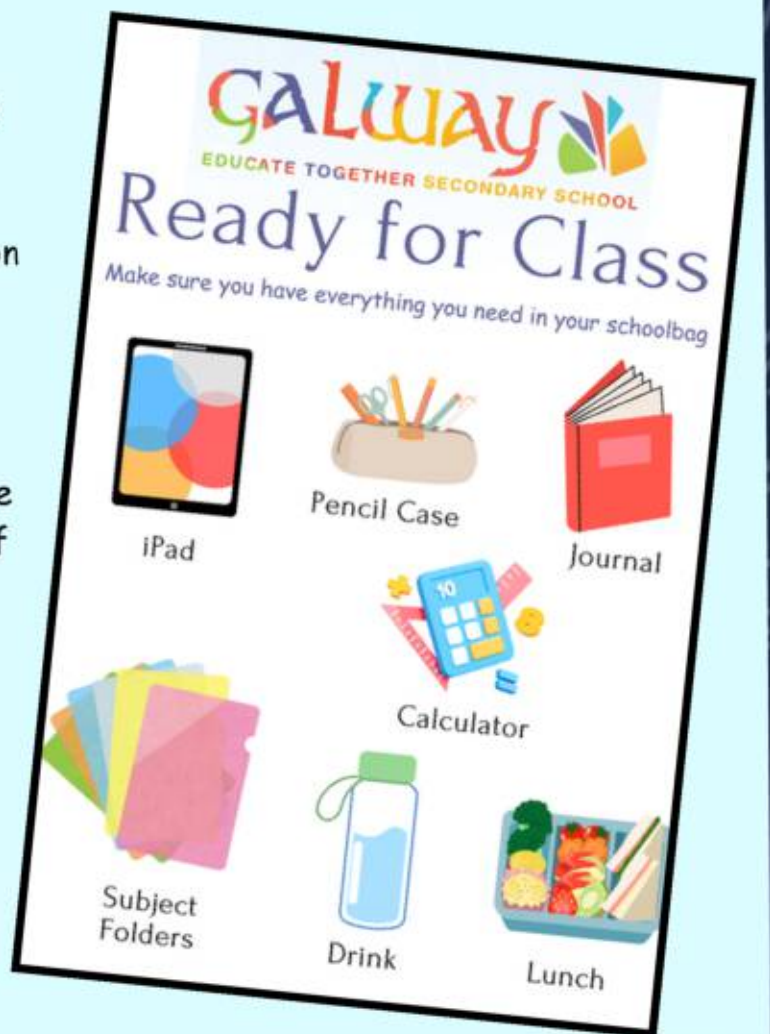


Your Locker

Starting this term, each student will have their own locker at school. Your locker will help you stay organised by giving you a safe place to keep your books, folders, and other materials you need for classes.

You can use your locker when you arrive at school in the morning and during both break times. This will help you make sure you have everything you need for each lesson and keep your school bag tidy and ready for the day.

Inside your locker, you will find the following poster with a checklist of the items that should be in your school bag so that you are always ready for learning.



开始整理!

你的储物柜

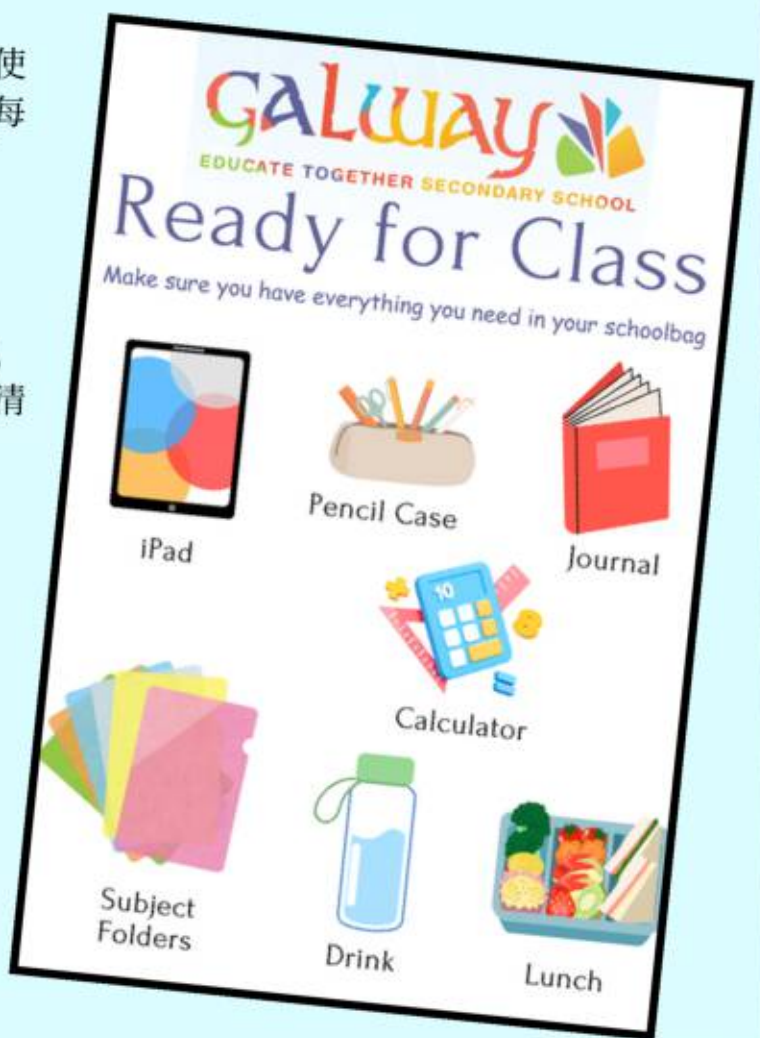


你的储物柜

从本学期开始，每位学生都将在学校拥有自己的储物柜。储物柜将为你提供一个安全的地方存放书籍、文件夹和其他上课所需的物品，帮助你保持学习用品的整洁有序。

你可以在早上到校后以及课间休息时使用储物柜。这样可以帮助你确保带齐每节课所需的物品，并保持书包整洁有序，为一天的学习做好准备。

在你的储物柜里，你会找到以下海报，上面列出了你的书包里应该装的物品清单，这样你就能随时做好学习准备。



Getting Organised!

Your Pencilcase



Your Pencil Case

In primary school, most of the equipment you need is kept in the classroom. However, at secondary school, you will be expected to have your own pencils and pens and you will have to carry them all around with you. In your pencil case you should have the following items so you are prepared for class:

Pens	Pencil	Eraser
Ruler	Calculator	Maths Set
Earphones	Glue	Small scissors

QUICK TIPS

Repack your bag each evening with materials and books that you need by looking at your timetable to see what subjects you have the next day so that it is ready to go for the morning, this will save you time.

开始整理!

你的铅笔盒



你的铅笔盒

小学时，大部分学习用品都放在教室里。但是到了中学，你需要自备铅笔和钢笔，并且随身携带。你的铅笔盒里应该装以下物品，以便做好上课准备：

钢笔	铅笔	橡皮
统治者	计算器	数学套装
耳机	胶水	小剪刀

QUICK
TIPS

每天晚上查看课程表，把第二天需要的学习用品和书籍重新打包好，这样早上就可以直接出发，节省时间。

Getting Organised!

Subject-Specific Requirements



Different teachers and subjects require different materials. This can feel overwhelming in the beginning but if you make a list of the things you need for each subject, you can tick them off as you organise your bag for school the next day. Your teachers will let you know what extra materials you need for each subject during your induction, so you don't need to worry about having these particular items before you start secondary school. Below is list of materials you might need for specific subjects.

Technical Graphics	T-square, colouring pencils
Music	Recorder, earphones, manuscript copy
Art	Art Pack and Art supplies
Applied Technology	Safety goggles
Home Economics	Apron and ingredients on the days you are cooking
PE	Hi-Vis Jacket and appropriate clothing e.g. runners, tracksuit

开始整理!

学科特定要求



不同的老师和科目需要不同的学习用品。一开始可能会觉得有点不知所措，但如果你列出每门课需要的物品清单，第二天整理书包的时候就可以逐一核对了。老师会在入学指导时告诉你每门课还需要哪些额外的学习用品，所以你不用担心在正式上中学之前缺少这些东西。以下是一些特定科目可能需要的学习用品清单。

技术图形	T型尺、彩色铅笔
音乐	录音机、耳机、手稿副本
艺术	美术用品包和美术材料
应用技术	安全护目镜
家政学	烹饪当天要准备好围裙和食材
在	高能见度反光背心和合适的衣物，例如运动鞋、运动服

Getting Organised!

Learning Symbols



At GETSS, we call homework 'Home Learning'. Home Learning is so important for your learning journey. Not only does it show your teachers your level of understanding but it also helps you to retain information that you've learned in class. It is important to be organised and to balance your workload in order to avoid stress and forget completing some/all your Home Learning tasks.

The Home Learning Symbols

In your One Notes, you will see the yellow home learning symbol. These will help you to find your home learning easily when you are working at home in the evenings. Your teachers will tell you how much time you will need to spend on each home learning activity.



开始整理!

学习符号



在GETSS, 我们把家庭作业称为“居家学习”。居家学习对你的学习之旅至关重要。它不仅向老师展示你的理解程度, 还能帮助你巩固课堂上学到的知识。合理安排学习计划并平衡学习任务非常重要, 这样才能避免压力过大, 导致无法完成部分或全部的居家学习任务。

家庭学习符号

在你的 OneNote 应用中, 你会看到黄色的家庭学习图标。这些图标可以帮助你晚上在家学习时快速找到家庭学习任务。你的老师会告诉你每项家庭学习活动需要花费多少时间。



Getting Organised!

Other Symbols



This symbol will be on the whiteboard to show how long your home learning should take to complete. Your teacher will write a time beside this symbol e.g. 10 mins



This symbol will be on the whiteboard to tell you what date your home learning should be handed in to your teacher. Your teacher will write a date beside this symbol e.g. 5th April



This symbol will tell you whether or not you will need an iPad to complete your home learning. Your teacher will put a tick on the whiteboard beside this symbol if you need your iPad.



开始整理!

其他符号



这个符号会出现在白板上，用来表示你完成家庭作业需要多长时间。你的老师会在这个符号旁边写上时间，例如：10分钟。



这个符号会出现在白板上，告诉你家庭作业应该在哪一天交给老师。老师会在这个符号旁边写上日期，例如4月5日。



这个符号会告诉你是否需要iPad来完成家庭学习。如果需要iPad，老师会在白板上这个符号旁边打勾。



Getting Organised!

Your Journal



You will be given a new Student Journal at the start of each school year. This is the best way to keep track of your Home Learning tasks and keep all your reminders in one place. Each Monday during tutor class, you will write all your subjects for the week ahead into your Journal. It is important to keep your Journal neat and tidy at all times. Doing this will help you stay organised with your work.



2020 August		Junior Cycle Key Skills	• Managing Myself • Staying Well	• Communicating	• Being Creative • Working With Others	• Managing Information & Thinking	Due	Done
Monday	17	Dé Luain • Montag • lundi						
Tutor	Get journal signed						W	
English	Read ch.2 of novel 10mins ✓						T	
History	Q1-6 p33 20mins						F	
Maths	See Teams 15mins ✓						Th	
Music	See photos 5mins							
Ethical Ed.	Reflection on CheNote 10mins ✓							
SPHE								



开始整理!

你的日记



每个学年开始时，你都会拿到一本新的学生日志。这是记录家庭作业和所有提醒事项的最佳方式。每周一的辅导课上，你需要把接下来一周的所有科目都写进日志里。务必保持日志整洁有序。这样做有助于你更好地安排学习。



2020 August		Junior Cycle Key Skills	Due	Done
Monday	17	• Managing Myself • Staying Well • Communicating • Being Creative • Working With • Managing Information & Think		
Tutor	Get journal signed			W
English	Read ch.2 of novel 10mins ✓			T
History	Q1-6 p33 20mins			F
Maths	See Teams 15mins ✓			Th
Music	See photos 5mins			
Ethical Ed.	Reflection on CheNote 10mins ✓			
SPHE				



Getting Organised!

Your iPad/App



At GETSS, all students use an iPad in class and for most of their Home Learning tasks. Instead of carrying textbooks around for each subject, you will be able to access all your books and classes on your iPad. It is important to **make sure that your iPad is charged every evening** so that you have a full battery for your next day at school. There are many different apps on your iPad that you will use regularly so it is a good idea to familiarise yourself with these **app symbols**.



Safari

This symbol is used to access the internet. You will use the internet regularly in secondary school for research tasks and to access a range of websites.



OneNote

OneNote can be thought of as an online copybook. Through this app you can access all your classes and the content that your teachers have taught you in class. You will use this app both at school and at home for Home Learning so it's a good idea to familiarise yourself with OneNote.



开始整理!

您的 iPad/应用



在GETSS, 所有学生在课堂上以及大部分家庭学习任务中都会使用 iPad。您无需再为每门科目携带课本, 所有书籍和课程内容都可以在 iPad 上找到。请务必每天晚上给 iPad 充电, 以便第二天上课时电量充足。iPad 上有许多您会经常使用的应用程序, 因此建议您熟悉这些应用程序的图标。



狩猎之旅

这个符号用于连接互联网。在中学阶段, 你将经常使用互联网进行研究任务并访问各种网站。



OneNote

你可以把 OneNote 看作是一个在线笔记本。通过这款应用, 你可以访问所有课程以及老师在课堂上讲授的内容。无论是在学校还是在家进行家庭学习, 你都会用到这款应用, 所以最好提前熟悉一下 OneNote 的使用方法。



Getting Organised! Your iPad/App



Teams

This app is like an online group for all GETSS students. You will be added to a 'Team' for each of your classes where you can access your Home Learning instructions, assignments, ask questions and leave messages for your classmates or teacher about school work. It's a great way to communicate with other students, especially if you have a question while you are at home. Your teachers will leave messages and post on Teams regularly so it's a good idea to check this app every day to make sure you haven't missed any important information.



Outlook

This app is where you will send and receive your emails. Each student is given an email address at the start of the school year.



OneDrive

OneDrive is very important for storing and saving any school work that you have completed on your iPad. It is similar to an online folder where you can keep all your work together in one place. It is important to keep your OneDrive folders tidy and organised so it is easier to find your work when you need it.



开始整理!

您的 iPad/应用



团队

这款应用就像一个面向所有GETSS学生的在线群组。你会被添加到每个班级的“团队”中，在那里你可以查看家庭学习指南、作业，提问，还可以给同学或老师留言，讨论学习相关事宜。这是与其他学生交流的绝佳方式，尤其是在家学习时遇到问题时。老师们会定期在 Teams 上发布信息，所以建议你每天都查看一下这个应用，以免错过任何重要信息。



前景

你将通过这个应用程序收发电子邮件。每个学生在学年开始时都会被分配一个电子邮件地址。



OneDrive

OneDrive 对于存储和保存你在 iPad 上完成的所有作业都非常重要。它就像一个在线文件夹，你可以将所有作业集中在一个地方。保持 OneDrive 文件夹的整洁有序非常重要，这样当你需要查找作业时就能更轻松地找到它们。



Getting Organised!

Your iPad/App



PowerPoint

You will use the PowerPoint app for presentations and projects in secondary school. From this app, you can create slides with information and pictures about different topics to present to your classmates.



Kahoot!

This is definitely favourite app amongst students at GETTS. Kahoot! Is a fun way to practice all your learning through quizzes and challenges with your classmates. Can you beat them all in a Kahoot! Quiz?



Freeform

This app is great for taking notes while you are also in OneNote on a split screen. It is definitely the app to use for mind maps, as it allows to add images, videos, links...everything you need. Perfect for planning projects, sharing ideas and collaborating with others.



开始整理!

您的 iPad/应用



微软幻灯片软件

在中学阶段，你将使用 PowerPoint 应用进行演示和项目制作。通过这款应用，你可以创建包含信息和图片的幻灯片，内容涵盖各种主题，并向同学们进行展示。




Kahoot!

这绝对是GETTS学生最喜欢的应用程序。Kahoot! 提供了一种有趣的方式，让你可以通过与同学一起进行的测验和挑战来巩固所学知识。你能在Kahoot!测验中击败所有人吗?



自由形式

这款应用非常适合在分屏模式下使用 OneNote 并同时做笔记。它绝对是绘制思维导图的理想之选，因为它允许添加图片、视频、链接……应有尽有。无论是项目规划、分享想法还是与他人协作，它都能完美胜任。



Student Dress Code

Quick Guide



The goal of the dress code is to ensure everyone is safe, comfortable, and ready to learn.

Your clothing should:

- Fit properly and be appropriate for a learning environment.
- Cover underwear completely.
- Not be see-through.
- Allow freedom of movement.

Jewelry and footwear:

- Jewelry must be safe and not create risks.
- Shoes should be secure and suitable for moving around school safely.

In Science, Technology, Home Economics, and Art rooms:

For health and safety reasons, you may be required to:

- Wear protective equipment.
- Tie back long hair.
- Secure loose clothing.
- Remove jewelry.

Clothing with rips or tears is not allowed in these rooms.

You do not need to cover:

- Your head, face, neck, shoulders, arms, or legs from mid-thigh down

Head coverings:

- Religious, cultural, or ethnic head coverings are allowed.
- Everyone must remain identifiable and able to communicate clearly.
- Hats, caps, and hoods are not permitted during the school day.

For PE and sports activities:

- Wear appropriate sportswear and secure runners/trainers.
- Jewelry should not be worn, except for watches.
- Sports shorts are allowed, and the mid-thigh rule does not apply during PE and sports activities.

学生着装规定



快速指南

着装规定的目的是确保每个人都安全、舒适，并做好学习准备。

你的着装应该：

尺寸合适，适合学习环境。
完全遮盖内衣。
不透明。
允许行动自由。

珠宝和鞋类：

珠宝必须安全，不得造成风险。

- 鞋子应该结实耐穿，适合在校园内安全行走。

您无需涵盖以下内容：

你的头部、面部、颈部、肩部、手臂或大腿中部以下部位

头饰：

允许佩戴宗教、文化或民族头饰。
每个人都必须保持身份可辨识，并能够清晰地沟通。

- 上课期间不允许戴帽子、鸭舌帽和连帽衫。

在科学、技术、家政和艺术教室：

出于健康和安全考虑，您可能需要：

- 穿戴防护装备。
- 将长发扎起来。
- 收好宽松的衣物。
- 取下首饰。
- 这些房间内不允许穿着有破损或撕裂的衣物。

体育课及体育活动：

穿着合适的运动服和稳固的跑鞋/运动鞋。
除了手表之外，不应佩戴其他首饰。

- 体育课和体育活动中允许穿运动短裤，不适用大腿中部长度的限制。


Dress For Success in PE
"Safe, Comfortable, Active Clothing!"



GETSS PE EXPECTATIONS



Ready to Participate!



GALWAY

EDUCATE TOGETHER
SECONDARY SCHOOL


Dress For Success in PE
"Safe, Comfortable, Active Clothing!"



GETSS PE EXPECTATIONS



Ready to Participate!



GALWAY

EDUCATE TOGETHER
SECONDARY SCHOOL

Acceptable Use Policy

At GETSS, every student is required to use their iPad safely, respectfully, and responsibly.

RESPONSIBLE USE

- Bringing your iPad fully charged each day.
- Only using your iPad when a teacher has instructed you to do so.
- Using your iPad for schoolwork only.
- Keeping your iPad face-down when not in use.
- Keeping your iPad safe and in its case at all times.

IRRESPONSIBLE USE

- Accessing inappropriate or harmful content.
- Bypassing filters or accessing games online.
- Recording or taking photos without consent.
- Clogging your iPad storage with memes or internet downloads.

Personal Devices



The use of personal devices such as phones and headphones during school hours is not permitted, unless permission is given from a member of staff.



Online Behaviour and Reporting

Online behaviour must be respectful, and in line with our *Bí Cineálta* Anti-Bullying Policy. This means it must never cause harm, bully, or target others. If you witness bullying, tell a member of staff or an adult you trust, or scan this QR code to make a report.



Online Safety

- ✓ Keep your passwords private.
- ✓ Use school emails and Teams for learning-related communication only.
- ✗ Do not open unknown links or files.
- ✗ Never share someone else's photos or information without permission.

Artificial Intelligence

You must fact-check anything AI produces and never submit AI-generated work as your own.



Acceptable Use Policy

At GETSS, every student is required to use their iPad safely, respectfully, and responsibly.

RESPONSIBLE USE

- Bringing your iPad fully charged each day.
- Only using your iPad when a teacher has instructed you to do so.
- Using your iPad for schoolwork only.
- Keeping your iPad face-down when not in use.
- Keeping your iPad safe and in its case at all times.

IRRESPONSIBLE USE

- Accessing inappropriate or harmful content.
- Bypassing filters or accessing games online.
- Recording or taking photos without consent.
- Clogging your iPad storage with memes or internet downloads.

Personal Devices



The use of personal devices such as phones and headphones during school hours is not permitted, unless permission is given from a member of staff.



Online Behaviour and Reporting

Online behaviour must be respectful, and in line with our *Bí Cineálta* Anti-Bullying Policy. This means it must never cause harm, bully, or target others. If you witness bullying, tell a member of staff or an adult you trust, or scan this QR code to make a report.



Online Safety

- ✓ Keep your passwords private.
- ✓ Use school emails and Teams for learning-related communication only.
- ✗ Do not open unknown links or files.
- ✗ Never share someone else's photos or information without permission.

Artificial Intelligence

You must fact-check anything AI produces and never submit AI-generated work as your own.



Home Learning Policy

WHY IS HOME LEARNING IMPORTANT?

- ✓ It reinforces classroom learning.
- ✓ It prepares students for upcoming lessons.
- ✓ It builds independence, responsibility and organisation skills.

USING THE STUDENT JOURNAL TO MANAGE YOUR WORKLOAD

You must have your journal in every lesson and use it to write down your assigned home learning tasks. This will help you to stay on top of your workload!

STEPS TO SUPPORT YOUR HOME LEARNING

(If home learning is not attempted or completed...)

Step 1: Check-In

- Teacher talks with the student to understand why work is missing
- Support offered & new deadline agreed
- Recorded on VSware

Step 2: Follow-up

- Further discussion
- New deadline agreed
- Recorded on VSware

Step 3: Contact Home

- Teacher informs parents/guardians
- Extra help offered (e.g. Home Learning Club)

Step 4: Meeting with Parents/Guardians

- Parents/guardians will be invited to a meeting in the school

GETSS HOME LEARNING PLEDGE

As a student, I agree with the terms of the GETSS Home Learning Policy and will work hard to complete my home learning to the best of my ability.

Signed (student): _____
Date: _____

As a parent/guardian, I agree with the terms of the GETSS Home Learning Policy and will support my child's engagement with home learning to the best of my ability.

Signed (parent/guardian): _____
Date: _____

Remember, if you miss school, you are responsible for finding out what work you missed and completing it as soon as you can; if you were ill, you will be given extra time to catch up.

Home Learning Policy

WHY IS HOME LEARNING IMPORTANT?

- ✓ It reinforces classroom learning.
- ✓ It prepares students for upcoming lessons.
- ✓ It builds independence, responsibility and organisation skills.

USING THE STUDENT JOURNAL TO MANAGE YOUR WORKLOAD

You must have your journal in every lesson and use it to write down your assigned home learning tasks. This will help you to stay on top of your workload!

STEPS TO SUPPORT YOUR HOME LEARNING

(If home learning is not attempted or completed...)

Step 1: Check-In

- Teacher talks with the student to understand why work is missing
- Support offered & new deadline agreed
- Recorded on VSware

Step 2: Follow-up

- Further discussion
- New deadline agreed
- Recorded on VSware

Step 3: Contact Home

- Teacher informs parents/guardians
- Extra help offered (e.g. Home Learning Club)

Step 4: Meeting with Parents/Guardians

- Parents/guardians will be invited to a meeting in the school

GETSS HOME LEARNING PLEDGE

As a student, I agree with the terms of the GETSS Home Learning Policy and will work hard to complete my home learning to the best of my ability.

Signed (student): _____
Date: _____

As a parent/guardian, I agree with the terms of the GETSS Home Learning Policy and will support my child's engagement with home learning to the best of my ability.

Signed (parent/guardian): _____
Date: _____

Remember, if you miss school, you are responsible for finding out what work you missed and completing it as soon as you can; if you were ill, you will be given extra time to catch up.

Bí Cineálta!

If you think you are being bullied, or someone else is being bullied, please tell someone!

WHAT IS BULLYING BEHAVIOUR ?

Bullying behaviour is when someone keeps being mean or hurtful to others on purpose over and over again.
Not just once.

WHAT TO DO... IF YOU THINK YOU ARE BEING BULLIED OR IF YOU SEE BULLYING TAKING PLACE

- ✔ Tell a member of staff or an adult you trust.
or...
- ✔ Report it using this QR code.



WHAT HAPPENS NEXT?

- ✔ We will talk with you
- ✔ We will ask you what you want to happen next
- ✔ We will work out a plan together
- ✔ We will talk with your parent(s)/ guardian(s)
- ✔ We will talk to other students involved
- ✔ We will talk with other students' parent(s)/guardian(s)

Our school has a Bí Cineálta policy to prevent and address bullying behaviour.

We look at this policy every year to see what is working well and what could work better.

We will ask you what you think.

Bí Cineálta!

If you think you are being bullied, or someone else is being bullied, please tell someone!

WHAT IS BULLYING BEHAVIOUR ?

Bullying behaviour is when someone keeps being mean or hurtful to others on purpose over and over again.
Not just once.

WHAT TO DO... IF YOU THINK YOU ARE BEING BULLIED OR IF YOU SEE BULLYING TAKING PLACE

- ✔ Tell a member of staff or an adult you trust.
or...
- ✔ Report it using this QR code.



WHAT HAPPENS NEXT?

- ✔ We will talk with you
- ✔ We will ask you what you want to happen next
- ✔ We will work out a plan together
- ✔ We will talk with your parent(s)/ guardian(s)
- ✔ We will talk to other students involved
- ✔ We will talk with other students' parent(s)/guardian(s)

Our school has a Bí Cineálta policy to prevent and address bullying behaviour.

We look at this policy every year to see what is working well and what could work better.

We will ask you what you think.

Anti-Racism Statement

GETSS wants all students and staff to feel safe and accepted for who they are!

WHAT IS RACISM?

Racism is when someone is being discriminated against, or being targeted, on the basis of colour, race, ethnicity, nationality, culture, language or religion/belief through actions and/or words.

WHAT TO DO...

IF YOU THINK YOU ARE A VICTIM OF RACISM OR IF YOU SEE RACISM TAKING PLACE

- ✓ Tell a member of staff or an adult you trust or...
- ✓ Report it using the QR code.
- ✓ The procedures for our Anti-Bullying Policy will take over.



SOME EXAMPLES OF RACISM

All based on either a person's skin colour, race, ethnicity, nationality, culture, language, or religion/belief

- ✗ Exclusion or leaving someone out
- ✗ Words or comments – slurs, insults, racist "jokes", offensive language
- ✗ Mocking, ridiculing or stereotyping
- ✗ Sharing racist content online – memes, images, videos, written content
- ✗ Racist graffiti or damage to their property
- ✗ Physical assaults of a racist nature
- ✗ Encouraging others to be racist

Being Anti-Racist is important to our values as a school, because we believe everyone should be treated with respect, dignity and kindness.

This is inline with what we believe in as a Restorative Practice school and as a Champion School of Sanctuary

Anti-Racism Statement

GETSS wants all students and staff to feel safe and accepted for who they are!

WHAT IS RACISM?

Racism is when someone is being discriminated against, or being targeted, on the basis of colour, race, ethnicity, nationality, culture, language or religion/belief through actions and/or words.

WHAT TO DO...

IF YOU THINK YOU ARE A VICTIM OF RACISM OR IF YOU SEE RACISM TAKING PLACE

- ✓ Tell a member of staff or an adult you trust or...
- ✓ Report it using the QR code.
- ✓ The procedures for our Anti-Bullying Policy will take over.



SOME EXAMPLES OF RACISM

All based on either a person's skin colour, race, ethnicity, nationality, culture, language, or religion/belief

- ✗ Exclusion or leaving someone out
- ✗ Words or comments – slurs, insults, racist "jokes", offensive language
- ✗ Mocking, ridiculing or stereotyping
- ✗ Sharing racist content online – memes, images, videos, written content
- ✗ Racist graffiti or damage to their property
- ✗ Physical assaults of a racist nature
- ✗ Encouraging others to be racist

Being Anti-Racist is important to our values as a school, because we believe everyone should be treated with respect, dignity and kindness.

This is inline with what we believe in as a Restorative Practice school and as a Champion School of Sanctuary

Looking After Our School



Here at GETSS we strongly believe in acting responsibly when it comes to the waste that we produce. Each student at GETSS plays a part in this by using the correct bins and bringing their food waste home. Everyone must do their part to look after the school, keep it tidy and treat it with respect. Remember we are sharing the space with lots of other teachers and students.

YOUR RECYCLING LIST!

Rigid Plastic



Tins and Cans

Clean,
Dry and
Loose



Paper and Cardboard



GALWAY
EDUCATE TOGETHER SECONDARY SCHOOL

Paper Recycling Point



1850 22 44 88

www.walshwaste.com



Permit no: NWCPO-08-03504-03

You will see
informative
posters and
recycling bins like
these all around
our school.

照顾好我们的学校



在GETSS，我们坚信应该对产生的垃圾负责。GETSS的每一位学生都应为此贡献一份力量，例如正确使用垃圾桶并将厨余垃圾带回家。每个人都应该尽自己的一份力来爱护学校，保持校园整洁，并尊重校园环境。请记住，我们与其他许多老师和学生共享这片空间。

YOUR RECYCLING LIST!

Rigid Plastic



Tins and Cans

Clean,
Dry and
Loose



Paper and Cardboard



GALWAY
EDUCATE TOGETHER SECONDARY SCHOOL

Paper Recycling Point



1850 22 44 88

www.walshwaste.com



Permit no: NWCPO-08-0354-03

您会在我们学校各处看到类似的宣传海报和回收箱。

Looking After Our School

Single Use Plastic



The Green Team is a group of students who help us all be more environmentally conscious. They have introduced a policy to make GETSS single-use plastic free. This means that our students and teachers do not bring plastic items that are not reusable to school, such as straws, cling-film and disposable cutlery, disposable plastic bottles and disposable cups. Instead, we encourage our students to bring reusable bottles and lunchboxes and avoid things like tinfoil and plastic bottles.



照顾好我们的学校



一次性塑料

绿色小组是由一群学生组成的，他们致力于帮助我们所有人提高环保意识。他们推行了一项政策，旨在使GETSS学校全面禁用一次性塑料制品。这意味着我们的学生和老师们不会携带不可重复使用的塑料制品到学校，例如吸管、保鲜膜、一次性餐具、一次性塑料瓶和一次性杯子。我们鼓励学生自带可重复使用的水瓶和饭盒，并避免使用锡纸和塑料瓶等物品。



Looking After Our School Eating Healthily



At GETSS we believe that healthy packed lunch can make a valuable contribution to your diet and **future health** as well as your learning.

We are a **water-only school**, students are encouraged to bring a refillable water bottle, as soft drinks, energy drinks, and other processed beverages are not part of our school day.

It is important to include a **balanced variety of foods** so that you can get **all the nutrients you need**. This will help you to concentrate better in class and keep your energy up throughout the day. We often pack the same things for lunch everyday but changing the content of your lunchbox will make it much more enjoyable! Here are some tips on keeping healthy during your time in secondary school:

- Eat plenty vegetables, salad and fruit - up to seven servings a day
- Limit intake of high fat, sugar, salty food and drinks
- Drink lots of water to keep you hydrated (no sugary/energy drinks, please!)
- Choose plenty of whole grains such as wholemeal cereals, breads, potatoes, pasta and rice.
- Choose lean meat, poultry and oily fish. Limit processed salty meats such as sausages, bacon and ham.
- Include eggs, beans and nuts throughout the week.
- Portion size matters: Use the food pyramid as a guide for serving sizes.
- Keep active

照顾好我们的学校



健康饮食

在 GETSS，我们相信，健康的自带午餐可以对您的饮食、未来的健康以及学习做出宝贵的贡献。

我们是一所只提供饮用水的学校，鼓励学生自带可重复使用的水瓶，因为软饮料、能量饮料和其他加工饮料不属于我们学校的日常饮品。

均衡饮食非常重要，这样才能摄取到所有必需的营养。这有助于你在课堂上更好地集中注意力，并保持一整天的精力充沛。我们常常每天都带同样的午餐，但偶尔换口味会让午餐更有乐趣！以下是一些在中学阶段保持健康的建议：

- 多吃蔬菜、沙拉和水果——每天最多七份
- 限制高脂肪、高糖、高盐食物和饮料的摄入量
- 多喝水保持水分（请不要喝含糖饮料/能量饮料！）
- 多选择全谷物，例如全麦麦片、面包、土豆、意大利面和米饭。
- 选择瘦肉、家禽和油性鱼类。限制食用香肠、培根和火腿等加工过的咸肉。
- 一周内都要摄入鸡蛋、豆类和坚果。
- 份量很重要：请参考食物金字塔来控制份量。
- 保持活跃

Student Voice



Educate Together schools are democratic and inclusive in nature. This means that students are presented with opportunities to participate and influence many aspects of school life in Galway ETSS. Students who are actively involved in decisions about their lives are more likely to become successful learners, confident individuals and responsible citizens.

In Galway ETSS students are empowered to engage in decision-making; they can be members of the Student Council, the Green Team and other working groups. Students will not only share their opinions and suggestions on issues that affect them, but they will share their voice by collaborating in decision-making with teachers and adults to improve educational outcomes. You may be given the chance to vote on which novel you would like to study for English when you begin first year, for example. You will be given many opportunities to vote on different learning options, activities and preferences throughout your time at GETSS.



学生之声



“携手教育”（Educate Together）学校秉持民主和包容的原则。这意味着在戈尔韦“携手教育”学校系统（Galway ETSS），学生有机会参与并影响学校生活的方方面面。积极参与自身生活决策的学生更有可能成为成功的学习者、自信的个体和负责任的公民。

在戈尔韦高等英语学校（Galway ETSS），学生被赋予参与决策的权力；他们可以成为学生会、环保小组和其他工作小组的成员。学生不仅可以就影响自身利益的问题分享意见和建议，还可以与教师和成年人合作参与决策，从而提升教育成果。例如，在一年级开始时，你可能会有机会投票选择英语课要学习的小说。在戈尔韦高等英语学校就读期间，你将有很多机会对不同的学习选项、活动和偏好进行投票。



House System & Points



Houses

To help promote a sense of community across all year groups, students will be divided into 6 different houses. This means you will be placed in either the Red, Green, Yellow, Purple, Blue or Orange house with students from other year groups. You will find out which colour house you are placed in during your induction.

Just like in Harry Potter, students can earn house points for their house. Every term, all the house points are added up and the winning house will be rewarded for their efforts at the end of the school year.

How do I earn house points?

There are lots of different ways to earn points for your house. All staff members have tokens which they can award to students (1 token = 1 house point). You can earn a token, for effort, improvement, a good attitude, teamwork, inclusion, kindness, helpfulness, positivity, respect or Random Acts of Kindness. If you receive a token from a staff member, you then place it in the jar that represents your house colour. These jars are on display at the bottom of the stairs near the GP area.



房屋系统和积分



房屋

为了帮助各年级学生建立更强的集体意识，学生将被分成六个不同的学院。这意味着你会被分到红、绿、黄、紫、蓝或橙五个学院之一，与其他年级的学生一起学习。你将在新生入学指导期间得知自己被分到哪个颜色的学院。就像《哈利·波特》里一样，学生们可以为自己的学院赢得积分。每个学期，所有学院的积分都会被累加，最终积分最高的学院将在学年结束时获得奖励。

我如何才能获得学院积分？

有很多方法可以为你的学院赢得积分。所有教职工都持有代币，可以奖励给学生（1个代币 = 1个学院积分）。你可以通过努力、进步、良好态度、团队合作、包容、友善、乐于助人、积极向上、尊重他人或随机行善来获得代币。如果你从教职工那里收到代币，请将其放入代表你学院颜色的罐子里。这些罐子展示在楼梯底部的公共休息室附近。



What if..... ?????



I'm late

It is best to be on time for school every day. However, if it is unavoidable that you are late, you must buzz the intercom at the main front door and ask to be let into the school. You must then sign in at the office before you go to class using the tablet.



I forget my iPad

It is a good idea to pack your bag the night before school so that you don't forget your iPad. If you do forget your iPad, you must tell your teachers. The teacher may then tell you to go to the office and ask Georgina, the school secretary, if you can call home and ask for a parent/guardian to drop your iPad to the school. There may not always be someone available to drop your iPad to school if you forget it, so it is wise to always check that it is in your bag before you leave for school.



I feel sick

It isn't nice to feel unwell, especially at school. If you do become unwell at school, you should tell a staff member. We will make sure that we do all we can to make you feel better. There is a first aid kit and water available in the school office if required.



如果什么....

?????



我来晚了

最好每天都准时到校。但是，如果实在迟到，你必须按正门对讲机，请求放行进入学校。之后，你必须先到办公室用平板电脑签到，才能去上课。



我忘了带iPad。

为了避免忘记带iPad，最好在上学前一晚就把书包收拾好。如果你真的忘记带iPad了，一定要告诉老师。老师可能会让你去办公室找学校秘书乔治娜，问问她是否可以打电话回家，请家长/监护人帮忙把iPad送到学校。如果你忘记带iPad，可能不一定总能找到人帮忙送过来，所以最好在出门上学前检查一下iPad是否在书包里。



我觉得恶心

生病的感觉很不好受，尤其是在学校。如果你在学校感到不适，一定要告诉老师。我们会尽一切努力让你感觉好一些。学校办公室备有急救箱和饮用水，如有需要可以取用。



What if..... ?????



I don't understand something in class

You will be learning lots of new things in secondary school and there might be times where you don't understand something in class. This can happen to a lot of new students but your teachers and SSAs are there to help. It is perfectly ok to ask questions when needed. You can put up your hand in class, post a question on teams or even ask a classmate to explain something to you if you are confused.



My iPad battery is dead

It is important to stay organised and charge your iPad every night to make sure you are ready for school the next day. If there is a day where you have forgotten to charge your iPad fully and the battery dies while at school, you can ask a teacher if you can plug it in to charge in the classroom. If you don't have a charger, a teacher may be able to let you borrow one temporarily. It's important to get into the habit of charging it at home though and avoid having your iPad battery die while at school as the charging sockets are not located near the desks. This means you will be without your iPad while it charges and you may be unable to do your school work properly.



如果什么....

????



我上课有些内容没听懂。

在中学阶段，你会学到很多新知识，有时可能会遇到课堂上不理解的地方。这种情况在新生中很常见，但你的老师和学生辅导员会尽力帮助你。遇到问题时，尽管提问。你可以在课堂上举手提问，也可以在Teams上发帖提问，或者如果你不明白，也可以请同学帮忙解答。



我的iPad电池没电了

保持良好的学习习惯很重要，每天晚上都要给iPad充电，确保第二天上学时电量充足。如果哪天忘记给iPad充满电，导致在学校没电了，可以问问老师是否可以在教室里插电充电。如果没有充电器，老师或许可以暂时借给你一个。不过，养成在家充电的习惯非常重要，这样可以避免iPad在学校没电，因为学校的充电插座通常不在课桌附近。这意味着iPad在充电期间你无法使用，可能会影响你的学习。



What if..... ?????



I am upset

We all go through a range of feelings and emotions in one day, this is perfectly normal. If you are feeling upset, speaking to a teacher, your friends and/or family can be helpful. At GETSS, we have a whole host of people who are trained to help and support you if you are feeling upset at school. You can come to any of the staff, at any time, if you need help or would like to talk about something that is worrying you. If you are unsure about who to speak to, you should start by talking to your Tutor.



I can't find my classroom

Starting in a new school can be daunting and you may be unsure of where all the classrooms are at the very beginning. If you get lost on the school grounds and can't find your classroom, there are lots of people you can ask for help. Any teacher or another student from second/third year who are more familiar with the school layout will be happy to show you where to go. If you can't find anyone to ask, you can always look at the map in this transition booklet to see where you should go. It is a good idea to keep a copy of this booklet in your bag so you always have a map to hand.



如果什么....

????



我很沮丧

我们每个人一天中都会经历各种各样的情绪，这完全正常。如果你感到难过，和老师、朋友或家人谈谈会很有帮助。在GETSS，我们有很多受过专业培训的人员，可以在你感到难过时为你提供帮助和支持。如果你需要帮助或想倾诉让你烦恼的事情，你可以随时去找任何一位教职员工。如果你不知道该找谁，可以先和你的导师谈谈。



我找不到我的教室

刚到新学校可能会让人感到不知所措，一开始你可能不太清楚所有教室的位置。如果你在校园里迷路了，找不到教室，可以向很多人寻求帮助。任何老师或者二三年级的学生，只要对学校布局比较熟悉，都很乐意为你指路。如果你找不到人可以问，也可以查看这本过渡手册里的地图，看看该往哪里走。建议你在书包里放一份这本手册，这样就能随时查看地图了。



What if..... ?????



I need to make a phone call

Mobile phones are not allowed to be used at GETSS. You are allowed to have your phone with you, but it must be switched off at all times when you are at school. Sometimes you may need to make a phone call to a parent/guardian and in this case, you should come to the school office and ask if you can make a call. It is not permitted to turn on your mobile phone to make a call during school hours. If you are on your phone in the school building, it will be confiscated.



I need a movement break

Each of our classes at GETSS run for 1 hour. This might feel like a long time to sit in one place compared to primary school. Many teachers will plan for a stretch break at different points in their class to allow students to stretch and move. This will help you to concentrate better in class after some movement. If you need to take movement breaks more regularly, you should speak to your Tutor or ask a parent or guardian to contact Katriona Woods, teacher who will be able to help.



如果什么....

?????



我需要打个电话

在GETSS学校，禁止使用手机。您可以携带手机，但在校期间必须始终保持关机状态。有时您可能需要给家长/监护人打电话，在这种情况下，请到学校办公室询问是否可以拨打电话。上课期间禁止开机拨打电话。如果您在教学楼内使用手机，手机将被没收。



我需要休息一下

在GETSS，我们每节课时长1小时。与小学相比，长时间坐着可能会感觉有点长。许多老师会在课堂上安排不同的休息时间，让学生们伸展活动。活动后，有助于你在课堂上更好地集中注意力。如果你需要更频繁地进行活动休息，可以与你的辅导老师沟通，或者请家长或监护人联系Katriona Woods老师，她会提供帮助。



What if..... ??????



I forget my lunch

Eating a lunch is very important when you are in secondary school. Not only will it stop you from being hungry but it will provide you with the energy you need for the day. Just like your iPad, it is a good idea to check and see if you have put your lunch in your bag before you leave for school. On the rare incident that you may have forgotten to bring your lunch, you should go to the school office and speak to Noreen or tell one of your teachers.



如果什么....

????



我忘了带午餐。






在中学阶段，吃午饭非常重要。它不仅能让你不感到饥饿，还能为你一天的活动提供所需的能量。就像检查你的iPad一样，出门上学前最好检查一下你的午餐是否已经装进书包里。万一你真的忘记带午餐了，你应该去学校办公室找Noreen老师或者告诉你的老师。



Preparing for secondary




How to prepare for secondary school over the summer holidays


-  We hope this transition booklet will have given you a better idea of what to expect before you start at Galway Educate Together Secondary School. There are lots of ways to prepare for post primary school over the summer holidays in addition to the information we have provided here.
-  Familiarise yourself with the school map and practice locating certain classrooms on it. For example, you might plan out which route you could take to get from Learning Space 3 (LS10) to the Art room.
-  Review the sample timetable in this booklet to make sure you understand how to read it. Look for the room number, teacher's name and subject.
-  Practice packing your school bag. This might involve reading a sample day from the timetable and packing everything that you would need for your classes that day e.g. Hi-Vis jacket for PE, Geography copy, fully charged iPad etc.
-  Get your equipment prepared - make sure to have all the required equipment ready before you come to secondary school e.g. pens, pencils etc.


准备中学入学





如何利用暑假为中学生活做好准备

 我们希望这本过渡手册能让您在进入戈尔韦教育合作中学之前，更好地了解即将面临的情况。除了我们在此提供的信息之外，暑假期间还有许多其他方式可以帮助您为中学后的学习做好准备。

 熟悉学校地图，并练习在地图上找到特定教室的位置。例如，你可以规划一下从3号学习空间（LS10）到美术教室的路线。

 请仔细阅读本手册中的示例课程表，确保您了解如何阅读。请注意查找教室号码、教师姓名和科目。





 练习整理书包。这可以包括阅读课程表上的示例日期，并打包当天上课所需的所有物品，例如：体育课穿的高能见度反光背心、地理课本、充满电的iPad等等。

 准备好你的学习用品——确保在进入中学之前准备好所有必需的学习用品，例如钢笔、铅笔等。

Preparing for secondary





How to prepare for secondary school over the summer holidays


-  Get in the habit of charging your iPad every evening. The more you practice this habit, the less likely you are to forget to do it when you start secondary school. Make it as regular as brushing your teeth!
-  Take time looking through the apps on your iPad. It might be a while before you fully understand how every app works but it is a good idea to get a head start by browsing through them before you start post primary school.
-  Practice reading the time (digital or analogue). In secondary school, it is important to know the time so you are able to read your timetable and arrive/leave class when you need to. There will be a clock in every classroom and a digital clock will be on your iPad. You may choose to wear your own watch too.
-  Have a look at our social media pages to get a feel for what school is like at GETSS. You will see lots of examples of all the hard work and fun activities our students do each year.


准备升入中学

如何利用暑假为中学生活做好准备

 养成每天晚上给iPad充电的习惯。你越是坚持这个习惯，上中学后就越不容易忘记充电。把它当成刷牙一样规律！

 花点时间浏览一下iPad上的应用程序。你可能需要一段时间才能完全了解每个应用程序的功能，但在小学毕业后开始上中学之前，提前浏览一下是个好主意。

 练习读时间（电子钟或指针式）。在中学阶段，掌握时间非常重要，这样你才能查看课程表，并按时到校/离校。每个教室都会配备时钟，你的iPad上也会显示电子钟。你也可以选择佩戴自己的手表。

 欢迎浏览我们的社交媒体页面，了解GETSS的校园生活。您会看到许多我们学生每年努力学习和参与各种趣味活动的例子。

Top tips from students!

Make a home learning schedule to stay on track

Put a copy of your timetable on your bedroom wall

Don't be afraid to ask for help if you need it.

Be respectful to everyone and try your best

Get a good nights sleep every night

Make sure you fully charge your iPad every night

Don't rush when picking your option subjects

Write important notes and dates in your journal.

Don't stress and try to make as many friends as possible.

Try to earn as many house points as you can

学生们的实用建议!

制定家庭学习计划，以保持学习进度

把你的课程表复印一份贴在卧室墙上。

如果需要帮助，不要害怕寻求帮助。

尊重每一个人，并尽力而为。

每晚都要睡个好觉

请确保每晚将iPad充满电。

选择选修科目时不要着急。

在日记本上记录重要事项和日期。

不要给自己太大压力，尽量多交朋友。

尽量多争取获得学院积分